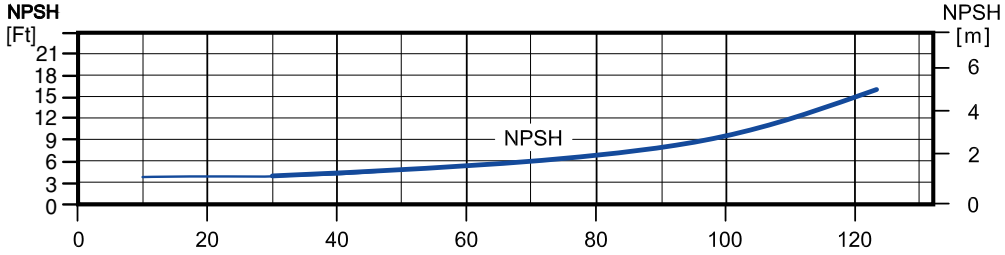
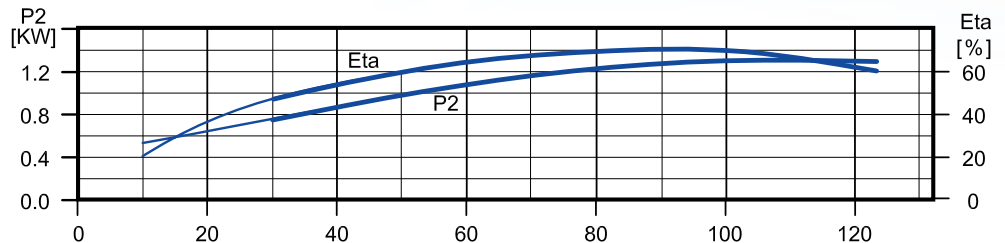
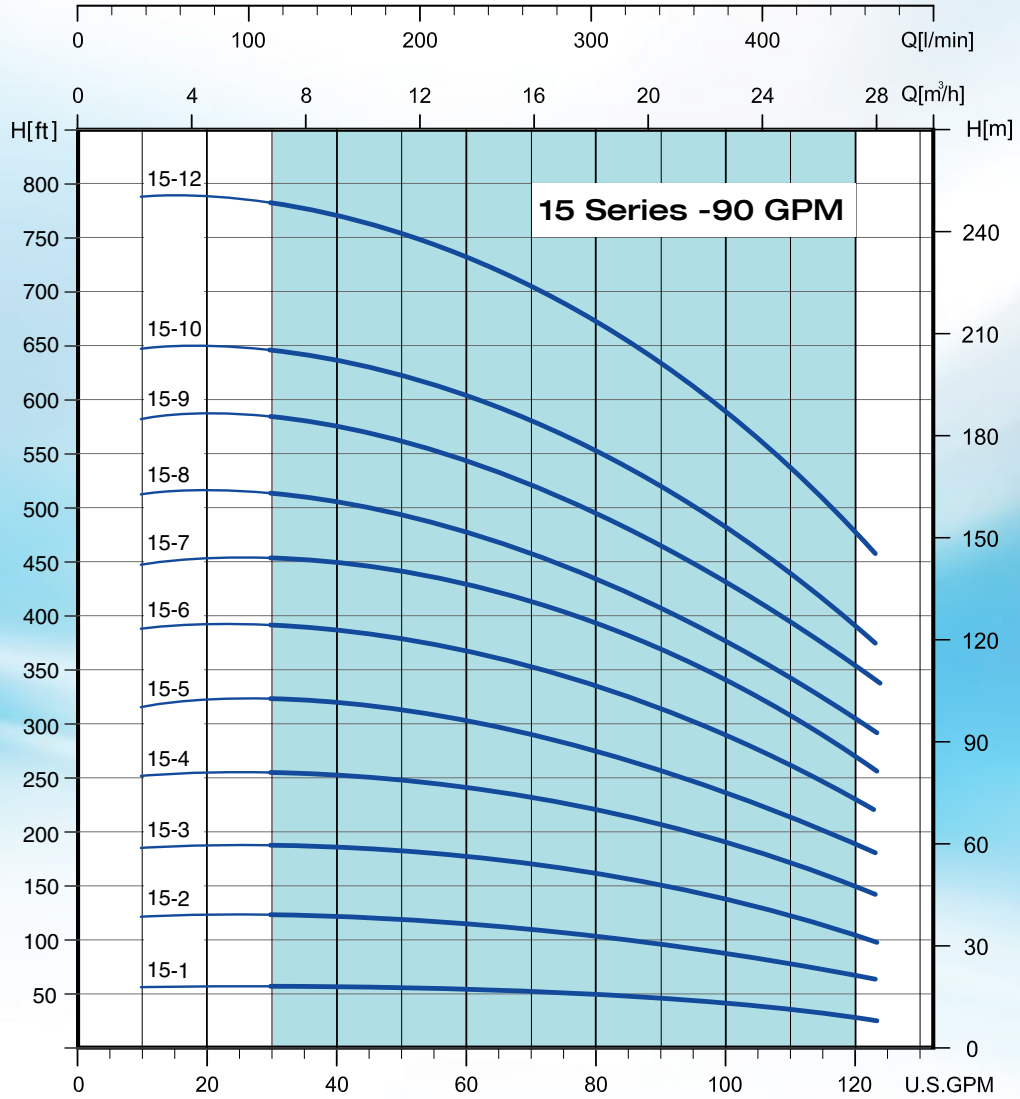
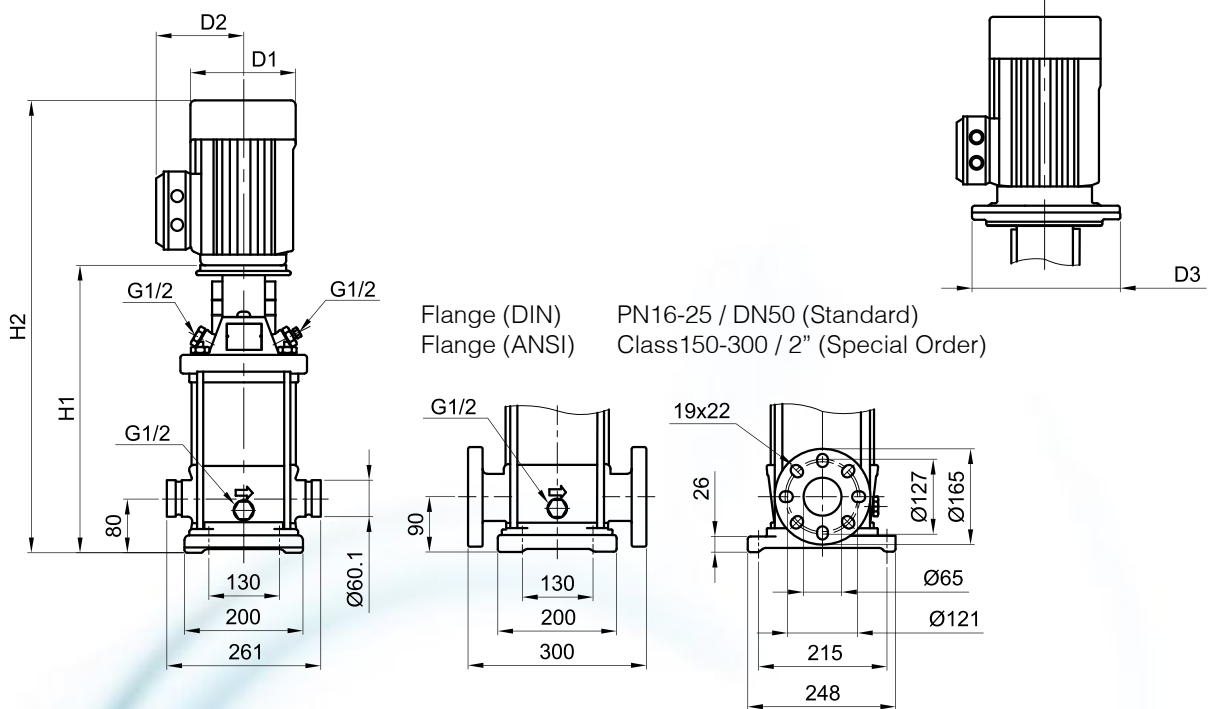




# VPS 15 MOTOR IEC



## Peso y Dimensiones

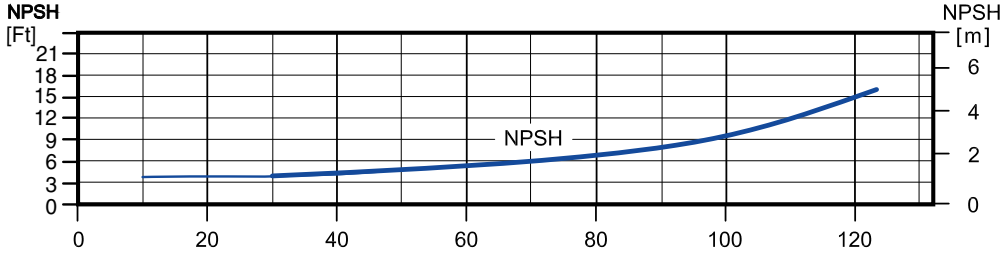
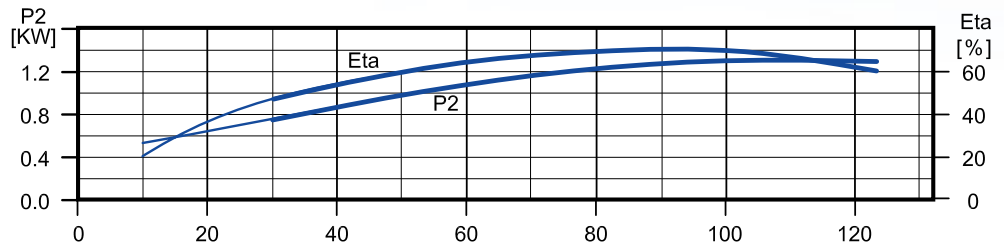
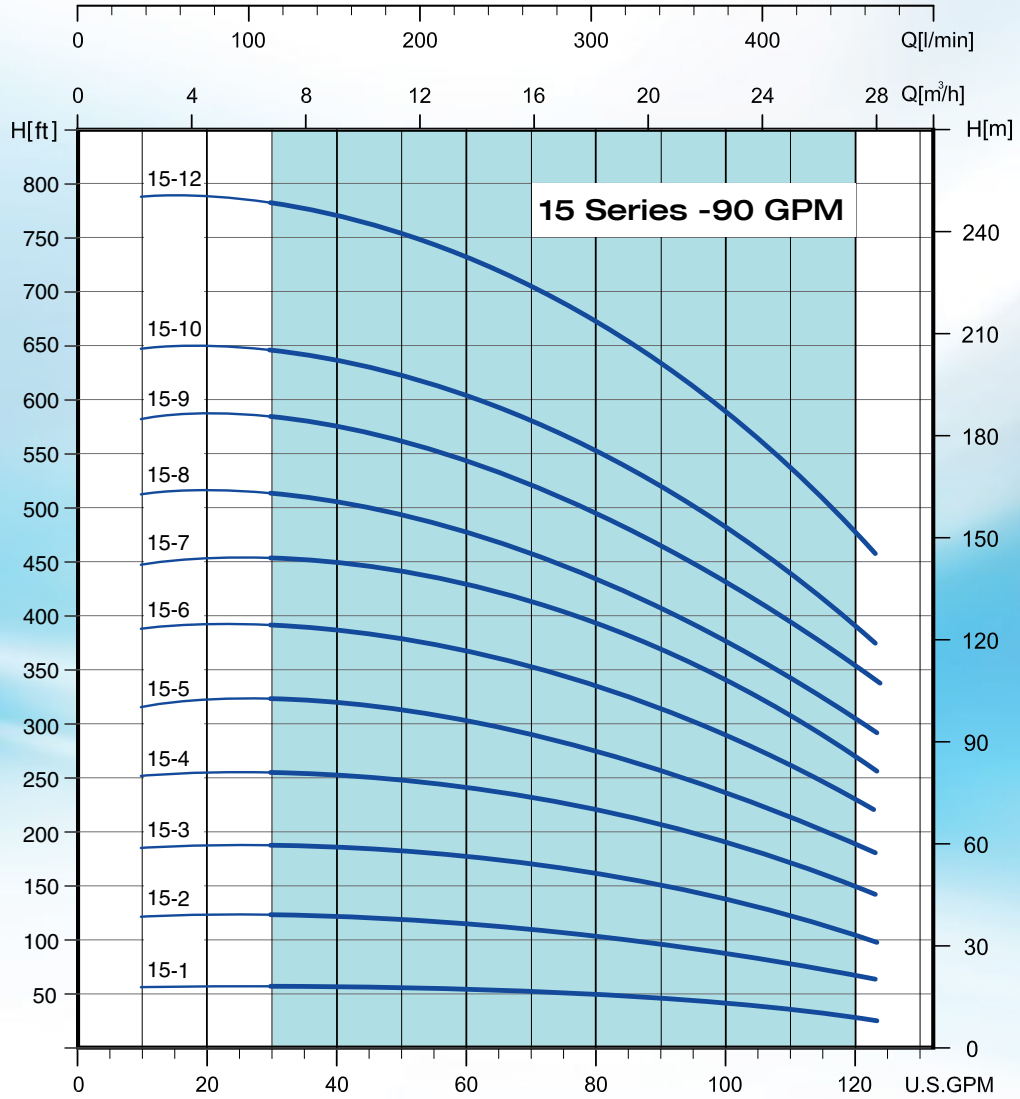


MODELO	HP	ACOPLE	DIMENSIONES Y PESO SERIE VPS - MOTORES IEC									
			H1		H2		D1		D2		PESO NETO	
			in	mm	in	mm	in	mm	in	mm	lbs	kg
TRIFASICO												
VPS 15-1	2	90S	16 3/8	413	28	708	7	177	5 5/8	141	103	47
VPS 15-2	4	100L	16 1/2	418	29	734	8	197	6	147	126	57
VPS 15-3	5.5	112M	18 1/4	463	31 1/8	789	8 3/4	220	6 3/8	161	137	63
VPS 15-4	7.5	132S	21 3/8	540	35 5/8	902	9 1/4	235	8	197	202	92
VPS 15-5	10	132S	23 1/8	585	39	990	9 1/4	235	8	197	219	99
VPS 15-6	15	160M	28	707	45 3/8	1152	10 5/8	269	8 1/2	215	292	132
VPS 15-7	15	160M	29 5/8	752	47 1/8	1197	10 5/8	269	8 1/2	215	295	134
VPS 15-8	15	160M	31 1/2	797	49	1242	10 5/8	269	8 1/2	215	298	135
VPS 15-9	20	160M	33 1/4	842	52 1/2	1332	10 5/8	269	8 1/2	215	325	147
VPS 15-10	20	160M	35	887	54 1/4	1377	10 5/8	269	8 1/2	215	328	149
VPS 15-12	25	160L	38 1/2	977	59 3/4	1517	12 5/8	318	9 1/2	241	402	183

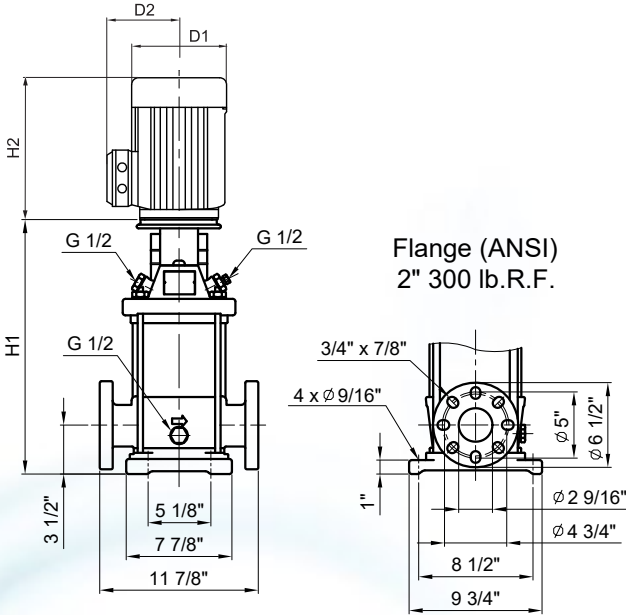
Todas las medidas son de referencia. Los valores podrán cambiar según el modelo del motor.



# VPS 15 MOTOR NEMA



Peso y dimensiones



MODELO	HP	ACOPLE	MOTOR ODP	MOTOR TEFC	DIMENSIONES Y PESO SERIE VPS - MOTORES NEMA														PESO NETO		PESO NETO							
					H1		H2		H2		D1		D1		D2		D2		D3		D3		ODP	TEFC	lbs	kg	lbs	kg
					HIDRAULICA		ODP		TEFC		ODP		TEFC		ODP		TEFC		ODP		TEFC							
					in	mm	in	mm	in	mm	in	mm	in	mm	in	mm	in	mm	in	mm	in	mm						
<b>MONOFASICO</b>																												
VPS 15-1	2	56C	MVB 20F16O	MVB 20F16T	16 1/8	409	11 1/4	284	12	304	7 1/4	183	7 1/4	183	5 3/4	145	5 3/4	146	6 1/2	165	6 1/2	165	131	60	115	53		
VPS 15-2	5	182TC	-	MVB 50C16T	17 1/8	435	-	-	15 3/8	389	-	-	8 5/8	219	-	-	7	175	-	-	9	226	-	-	158	72		
VPS 15-3	5	182TC	-	MVB 50C16T	18 3/8	465	-	-	15 3/8	389	-	-	8 5/8	219	-	-	7	175	-	-	9	226	-	-	161	74		
VPS 15-5	10	213TC	-	MVB 100C16T	23	584	-	-	16 3/8	417	-	-	10 3/8	262	-	-	9 1/4	233	-	-	9 1/8	230	-	-	266	121		
VPS 15-6	10	213TC	-	MVB 100C16T	24 1/8	611	-	-	16 3/8	417	-	-	10 3/8	262	-	-	9 1/4	233	-	-	9 1/8	230	-	-	285	130		
<b>TRIFASICO</b>																												
VPS 15-1	2	56C	MVB 20H36O	MVB 20H36T	16 1/8	409	11 1/4	284	11 1/4	284	7 1/4	183	7	179	5 5/8	143	5 3/4	147	6 1/2	165	6 1/2	165	108	49	108	49		
VPS 15-2	5	182TC	MVB 50H36O	MVB 50H36T	17 1/8	435	13 5/8	344	13 3/4	348	9	227	8 1/2	216	5 5/8	143	7	175	9 1/8	230	9	226	130	59	141	64		
VPS 15-3	5	182TC	MVB 50H36O	MVB 50H36T	18 3/8	465	13 5/8	344	13 3/4	348	9	227	8 1/2	216	5 5/8	143	7	175	9 1/8	230	9	226	133	61	144	66		
VPS 15-4	7.5	213TC	-	MVB 75H36T	21 1/4	539	-	-	15 1/4	386	-	-	8 5/8	219	-	-	6	151	-	-	9	226	-	-	192	88		
VPS 15-5	10	213TC	MVB 100H36O	MVB 100H36T	23	584	14 5/8	371	15 1/4	388	10 1/4	259	10 3/8	262	8	201	8 1/8	205	9 1/8	230	9 1/8	230	220	100	224	102		
VPS 15-6	10	213TC	MVB 100H36O	MVB 100H36T	24 1/8	612	14 5/8	371	15 1/4	388	10 1/4	259	10 3/8	262	8	201	8 1/8	205	9 1/8	230	9 1/8	230	239	109	243	111		
VPS 15-7	15	254TC	-	MVB 150H36T	29 1/4	741	-	-	16 3/8	415	-	-	10 3/8	262	-	-	9 1/4	235	-	-	9 1/8	232	-	-	346	157		
VPS 15-8	15	254TC	-	MVB 150H36T	31	786	-	-	16 3/8	415	-	-	10 3/8	262	-	-	9 1/4	235	-	-	9 1/8	232	-	-	349	159		
VPS 15-9	15	254TC	-	MVB 150H36T	32 3/4	831	-	-	16 3/8	415	-	-	10 3/8	262	-	-	9 1/4	235	-	-	9 1/8	232	-	-	353	161		
VPS 15-10	20	254TC	MVB 200H36O	MVB 200H36T	34 1/2	876	18 1/4	464	20	503	11 1/2	293	13	329	9 1/2	242	10 1/8	256	9 1/2	241	9 1/8	231	316	144	360	164		
VPS 15-12	25	284TSC	-	MVB 250H36T	37 1/4	946	-	-	19 1/4	487	-	-	13	329	-	-	11 5/8	293	-	-	11 1/4	285	-	-	420	191		

- No está disponible  
 Todas las medidas son de referencia. Los valores podrán cambiar según el modelo del motor.